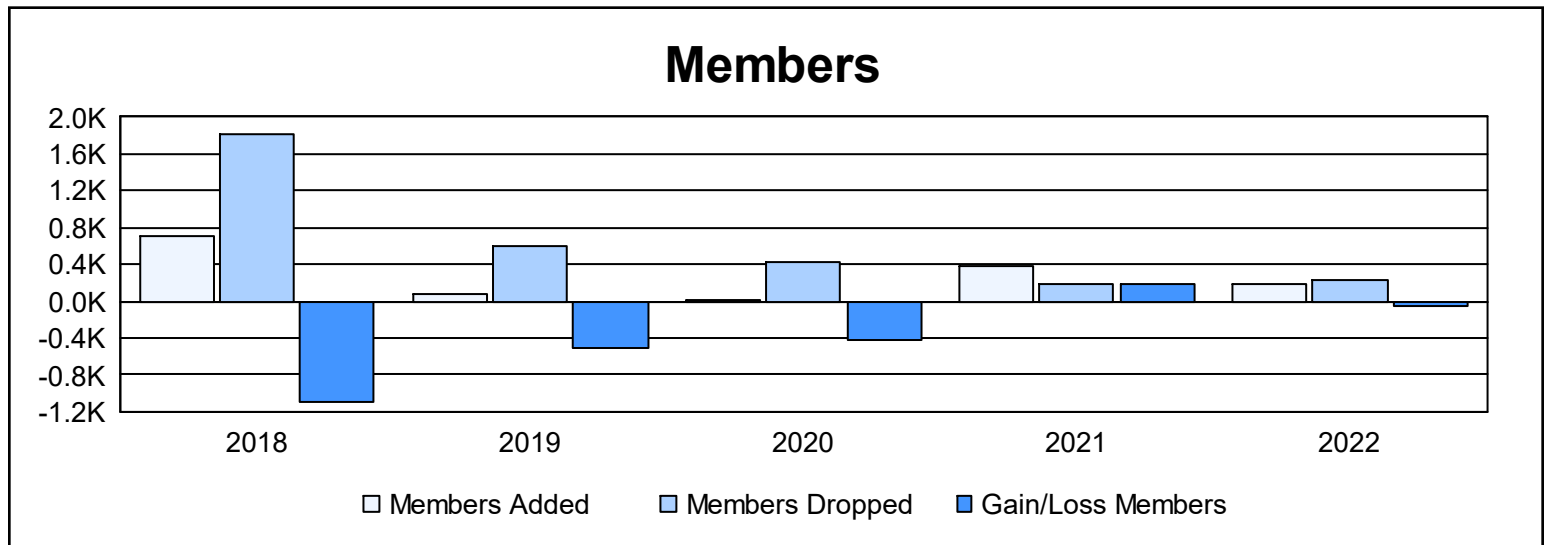
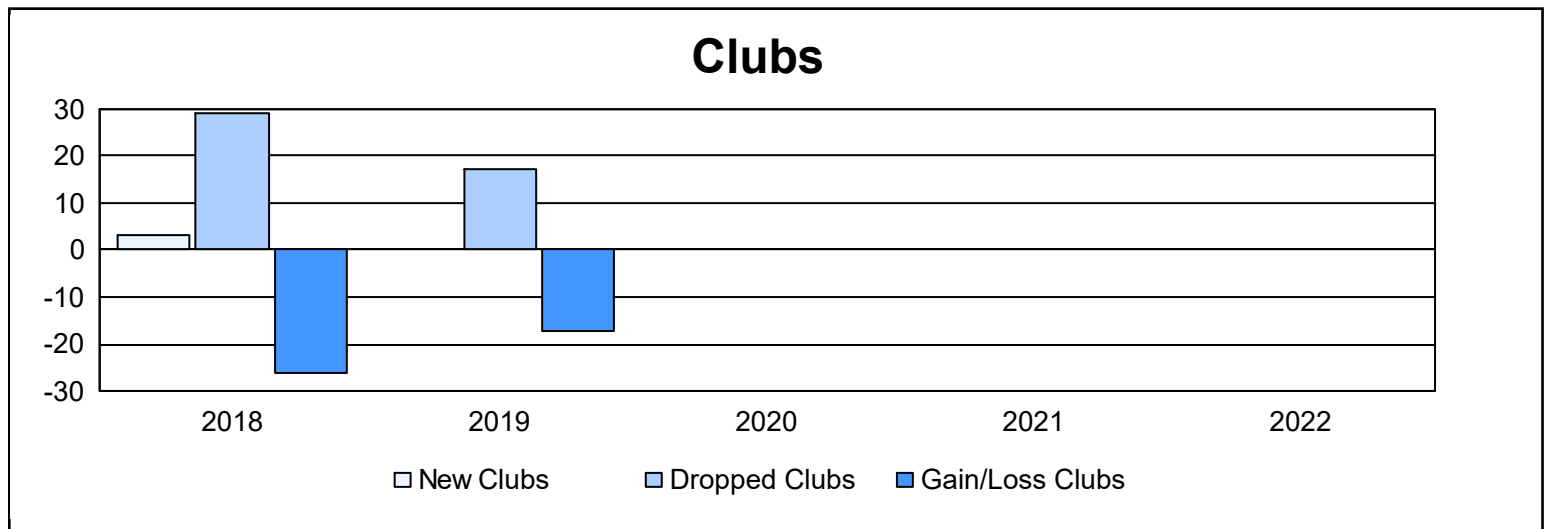
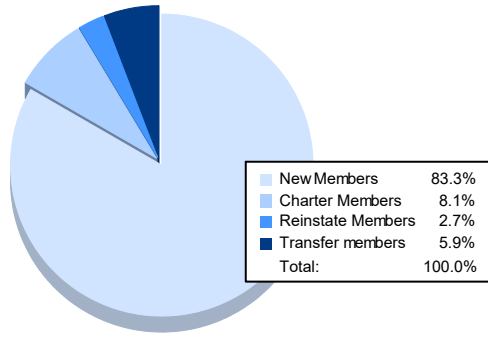


Year	New Clubs	Dropped Clubs	Gain/ Loss Clubs	New Members	Charter Members	Reinstate Members	Transfer Members	Total Member Added	Total Members Dropped	Gain/ Loss Members
2017-2018	3	29	-26	318	284	83	23	708	1,806	-1,098
2018-2019	0	17	-17	52	22	3	6	83	592	-509
2019-2020	0	0	0	0	14	0	3	17	433	-416
2020-2021	0	0	0	306	37	18	25	386	194	192
2021-2022	0	0	0	155	15	5	11	186	235	-49
<b>Average</b>	<b>1</b>	<b>9</b>	<b>-9</b>	<b>166</b>	<b>74</b>	<b>22</b>	<b>14</b>	<b>276</b>	<b>652</b>	<b>-376</b>



### Membership Composition June 2022 Cumulative



### Gender Composition June 2022 Cumulative

